



Ceramic Crystal Resonators

Ceramic Surface Mount Crystal Resonator - TA7C/6C/5C/4C Series / 片式高频陶瓷石英晶体

Token Electronics offers two series Chip Ceramic Crystal Resonators in terms of TA*C series and TA*CA series. The TA*C series incorporates a sub-miniature AT-cut strip crystal resonator housed in a miniature 4.0×2.5×1.2mm ceramic package, while the TA*CA series incorporates a sub-miniature AT-cut strip crystal resonator housed in a miniature 2-pad 4.0×2.5mm ceramic package with 2 pads. Both compact crystals chip components of TA*C series and TA*CA series are ideal for surface mount, densely-populated PCB applications.

► Crystal Resonator TA*C/TA*CA Features

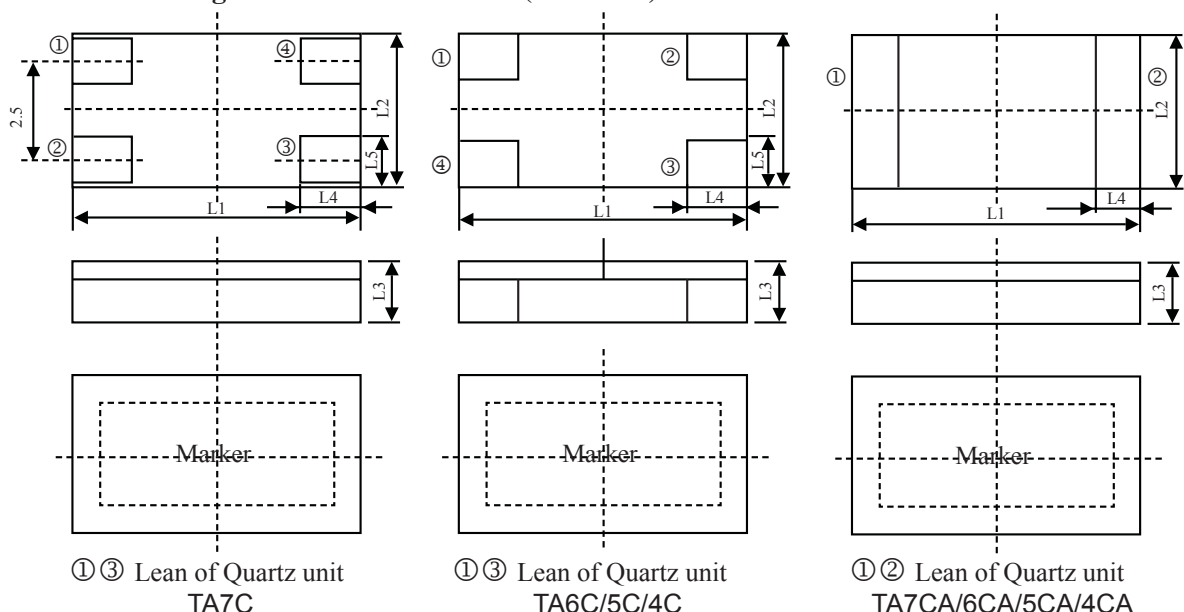
- Seam welded ceramic package
- 1.2mm max. low profile
- Tight stability / High reliability
- Wide frequency range / High frequency
- Tape and Reel packing method
- Rugged AT-cut crystal construction
- Ultra miniature for maximum spacing saving
- Ideally suit for disc driver, PCMCIA, PC'S and hand-held products
- Tight specifications available
- RoHS Compliant



TA*C/TA*CA Series Technical Characteristics

Part Number	Frequency Range (MHz)	Resonance Resistance (Ω) Max	Fundamental / Overtone	Adjustment Tolerance × 10 ⁻⁶	Temp.Range Tolerance Over × 10 ⁻⁶
TA4C TA4CA	12.000 ~ 19.999	80	Fund.	30	50
	20.000 ~ 25.999	70			
	26.000 ~ 36.000	50			
TA5C TA5CA	10.000 ~ 11.999	120			
	12.000 ~ 14.399	80			
	14.400 ~ 36.000	50			
TA6C TA6CA	8.000 ~ 11.999	80			
	12.000 ~ 16.000	60			
	16.001 ~ 40.000	40			
TA7C TA7CA	7.600 ~ 11.999	80			
	12.000 ~ 16.000	60			
	16.001 ~ 35.000	40			

► TA*C/TA*CA Configurations & Dimensions (unit: mm)



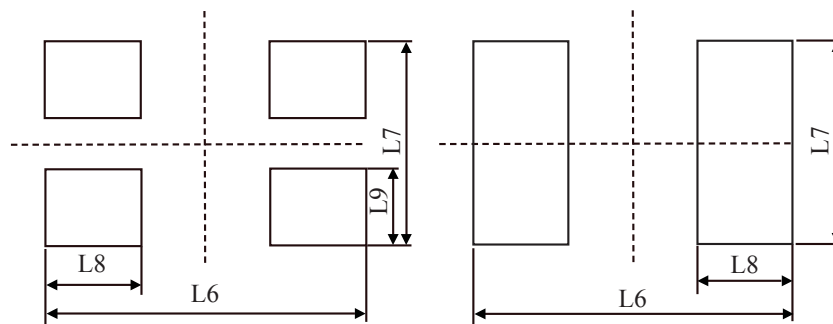


Ceramic Crystal Resonators

Part Number	Dimensions (unit: mm)								
	L1	L2	L3	L4	L5	L6	L7	L8	L9
TA4C TA4CA	4.0±0.3	2.5±0.3	1.2±0.2	1.2±0.2	0.9±0.2	4.2±0.2	2.7±0.2	1.4±0.2	1.1±0.2
TA5C TA5CA	5.0±0.3	3.2±0.3	1.2±0.2	1.4±0.2	1.0±0.2	5.2±0.2	3.4±0.2	1.6±0.2	1.2±0.2
TA6C TA6CA	6.0±0.3	3.5±0.3	1.2±0.2	1.5±0.2	1.2±0.2	6.2±0.2	3.7±0.2	1.8±0.2	1.4±0.2
TA7C TA7CA	7.0±0.3	5.0±0.3	1.2±0.2	1.5±0.2	1.2±0.2	8.0±0.2	3.9±0.2	2.2±0.2	1.4±0.2

► Recommended Land Pattern

RECOMMENDED LAND PATTERN

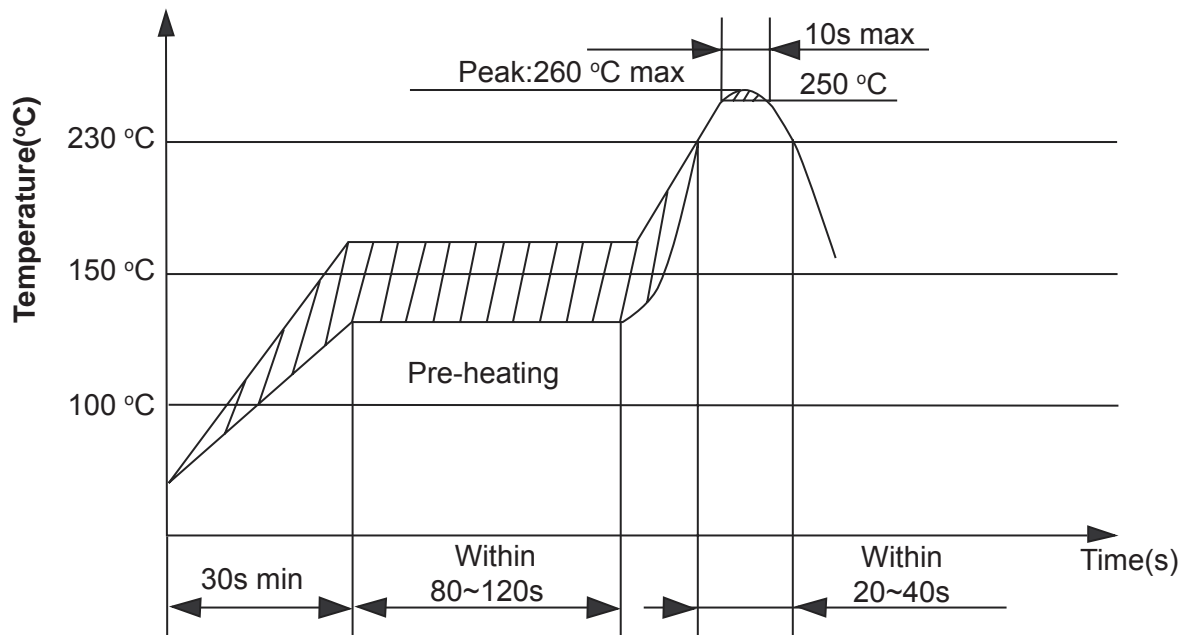


TA7C/6C/5C/4C

TA7CA/6CA/5CA/4CA

► Recommended Reflow Soldering Standard Conditions

RECOMMENDED REFLOW SOLDERING STANDARD CONDITIONS



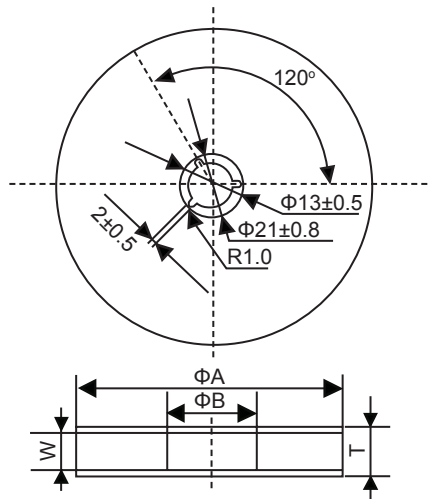


Ceramic Crystal Resonators

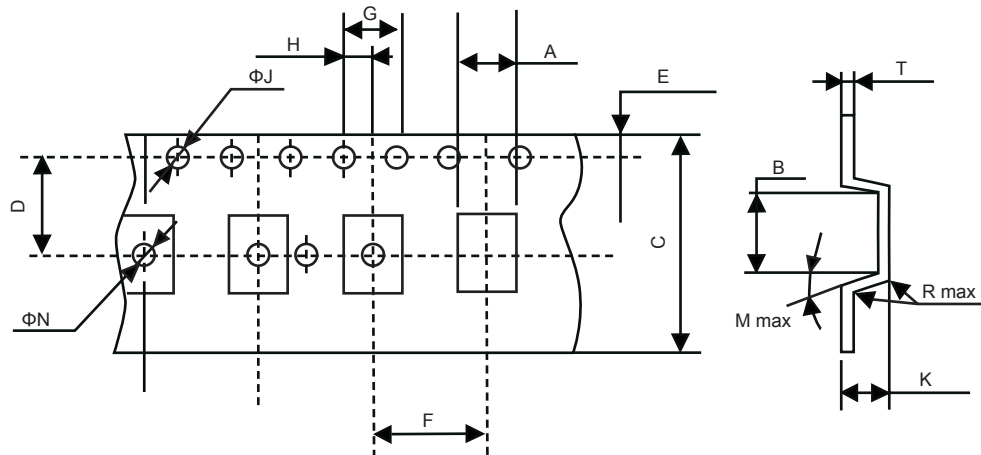
► Reel Dimensions (mm)

ΦA	ΦB	W	T	Pieces per reel	Carrier tape size
179 ± 2	60typ	12.4min	19.4max	3000typ	12
179 ± 2	60typ	16.4min	22.4max	1000typ	16
330 ± 3	80min	12.4min	19.4max	4000typ	12
330 ± 3	80min	16.4min	22.4max	4000typ	16
179 ± 2	60typ	8.4min	12.4max	3000typ	8

Note:typ : (Typical Value)



► Carrier Tape Dimensions (mm)



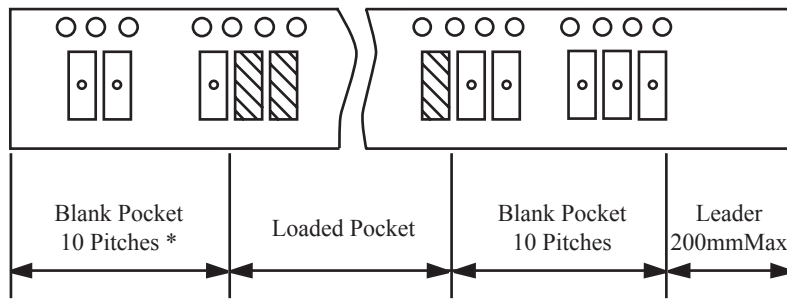
Part Number	Dimensions (unit: mm)													
	A	B	C	D	E	F	G	H	ΦJ	ΦN	Mmax	Rmax	K	T
TA4C TA4CA	2.9 ± 0.2	4.4 ± 0.2	12.0 ± 0.2	5.5 ± 0.1	1.75 ± 0.1	4.0 ± 0.1	4.0 ± 0.1	2.0 ± 0.1	1.5 ± 0.1	1.6 ± 0.1	10°	0.3	1.4 ± 0.2	0.3 ± 0.1
TA5C TA5CA	3.6 ± 0.2	5.4 ± 0.2	16.0 ± 0.2	7.5 ± 0.1	1.75 ± 0.1	4.0 ± 0.1	2.0 ± 0.1	1.5 ± 0.1	1.6 ± 0.1	1.6 ± 0.1	10°	0.3	1.4 ± 0.2	0.3 ± 0.1
TA6C TA6CA	3.9 ± 0.2	6.4 ± 0.2	16.0 ± 0.2	7.5 ± 0.1	1.75 ± 0.1	4.0 ± 0.1	2.0 ± 0.1	1.5 ± 0.1	1.6 ± 0.1	1.6 ± 0.1	10°	0.3	1.4 ± 0.2	0.3 ± 0.1
TA7C TA7CA	5.4 ± 0.2	7.4 ± 0.2	16.0 ± 0.2	7.5 ± 0.1	1.75 ± 0.1	4.0 ± 0.1	2.0 ± 0.1	1.5 ± 0.1	1.6 ± 0.1	1.6 ± 0.1	10°	0.3	1.4 ± 0.2	0.3 ± 0.1





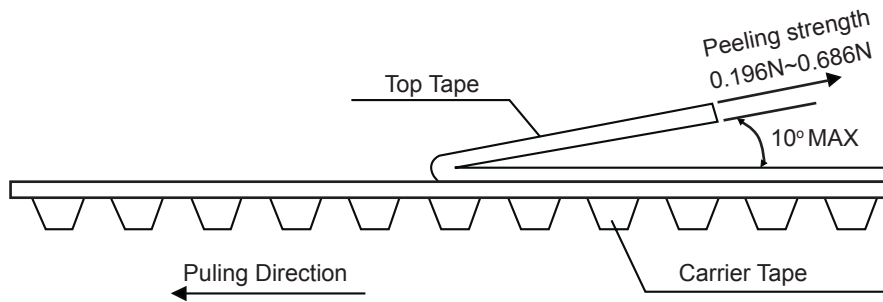
Ceramic Crystal Resonators

► PACKING METHOD

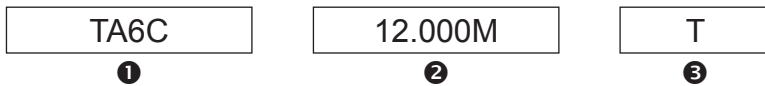


* TA4C(A) Blank Pocket 20 Pitches

► TEST CONDITION OF PEELING STRENGTH



► How to Order



❶ Part Number

❷ Frequency (MHz)

❸ Packaging:

Code	Packaging
T	Taping Reel
P	Bulk